

# THE MANE ISSUE



## Meet a Member- *Kaitlyn Henderson*

Hello fellow Pony Clubbers! My name is Kaitlyn Henderson, I am 22, and currently a member of the Horseshoe Pony Club in Central Ontario Region.

I have previously been a member of two other branches in COR: King and TNY. This will be my ninth year in Pony Club, and during this time I have achieved my full C1 and my C2 flat/ stable management. This year I am hoping to finish my C2 by completing the jumping phase and also test my B SM.

to offer, competing in all the disciplines in my region (quiz, show jumping, PPGs dressage, rally, Le TREC, and tetrathlon).

Last spring I graduated from the University of Guelph with a BSc, majoring in molecular biology and genetics. At this point I am taking a year off to decide how I want to proceed; I will likely go back to school to complete a Master's. Having finished school, temporarily, I have had the chance to spend a lot of time riding and working with horses the past year. My family recently bought a farm, so I have been riding 2-3 times each day exercising 9 different horses (and doing all the chores).

My favourite memory from Pony Club is probably National Quiz in Victoria in 2013. Not only was there really cool activities, like getting to go whale watching, I also had the opportunity to meet a lot of new Pony Clubbers. I was on a scramble team with two girls from Nova Scotia (Jessica Van Nostrand and Haile Sproule) who I am still friends with; and we did exceptionally well for our first time at A/B. My region's C team (as well as myself)

also got to know one of the Americans who had come to compete in the NAC that year; making yet another lasting friendship through Pony Club.

I have two tips for Pony Clubbers. The first is that Pony Club is what you make of it, so get involved in as many things as you can. Try different disciplines and take advantage of all the educational and social activities your branch or region offers. If you can't find the opportunities you want, help make them! This leads me to my second tip, if you really want something, work hard for it and don't give up. This applies to a lot of things in life, and from experience, the things you'll regret most are the things you didn't do. It might not be easy, but I guarantee you it will be worth it!



I am a true "Quiz nerd" as my region dubs it, and have enjoyed competing at several National Quizzes, and also represented Canada in Kentucky at the 2014 International Quiz.

Although Quiz is definitely my favourite discipline, I have taken advantage of all Pony Club has



# Crazy Selfie Contest

Submit a crazy or funny selfie! (Must have something to do with Pony Club ....and must be safe!)

Prize will be given for creativity not for photography skills!  
Submit your selfie (with your name, age, branch and region) to  
cpcyouthreps@gmail.com

## selfie

### *Pony Clubbers Making us Proud—Helping Others!*

I'm sure everyone has heard about the massive forest fires that destroyed 2,400 structures, nearly 10 per cent of the city, when it ripped through in May and forced more than 80,000 residents to flee.



Canadian Pony Club has been trying to help by promoting the Red Cross Disaster Relief program.

A couple of our branches have done even more!

Here is a report from Jadie Pashak of the Beaver River Branch from the Alberta North region has done even more.

“Our journey started on Wednesday May the 4<sup>th</sup> at 6:30 am I sent Carol a text asking what she thought about becoming involved and she said too run with it so it was then that I made the call for help.....I sent a mass text too all our parents letting them know that my large horse trailer would be making a trip up too my home town of Athabasca filled with goods if they could round up some stuff and get the word out I would appreciate it .....why

Athabasca well when the fires took Slave Lake that was the first place that took people and where my humanitarian journey started.....as well as Athabasca acts as a secondary hub for many Fort Mack folks. By 8:30 am my trailer was parked at The SureFlow office our office staff had started making posters too put on it and by 10:00am it had started filling.....by this time two of our AMAZING coaches Mallory and Niki had been in contact with No Frills Cold Lake and received two full pallets of water weighing 2000lb and a half of a pallet of snacks and granola bars they also made several other calls and were picking up numerus donations along the way by noon we had decided that would postpone

our testing that was scheduled for that evening all the parents and children were fine with that and felt that what we were doing was much more important .....by 3:00 Mallory called and asked if it would be ok if she and Niki and Kasia could hit the road with the horse trailer and help those stranded on the highways.....they had with them the water snacks and buns lunch meats diapers Gas and Diesel I had Niki meet me in town too send some formula with her it was at that point I asked our office staff to watch and help out with the trailer and hoped in the truck with Niki and we were on our way with Carol back home collecting other items from our parents and locals.....Mallory made it to Wandering River where she was sent back too meet us in Atmore the highway had become too dangerous so then we made our way too Lac La-biche too the Bold Center where we were met and unloaded .....the next day Mallory filled up again and was on her way to Kikkano with a trailer full too help them out as I was filled too the top with mine and Megan and I headed out to Athabasca where I was Met by Dee Lambert of the Ag society with open arms and hugs so many displaced people truly heart breaking .....we have also been asked by one of the schools in Cold Lake too help them with a BBQ fundraiser for the people of Fort Mack we will be doing that June 1<sup>st</sup>.

## Kudos to the Beaver River Club!

Meanwhile Eleanor Lorden a Horsemaster with Eastwind Pony Club in the SLOV Region was also doing her part! Here is what she has to say about her efforts.

"I read a post from a friend of mine, who does draft horse rescue down near Toronto. She had been in contact with a horse club in Fort McMurray, to find out how the farmers, ranchers and stables were faring with the fire.

We learned that 4 veterinary offices had burned, people lost all their animal care supplies (hay, equipment, first aid, etc.). Families with livestock are camping in their fields, to care for their livestock.

Some of us know the devastation of losing a barn or a

house because of a fire, but to have lost absolutely everything? To know you can not go to the store to replace items lost, because the store is gone too? Heartbreaking.

I didn't have much time, the deadline for donations to be loaded onto pallets was June 5th. We set up a weekend, and sent out the call for donations. People from our area were fantastic! Donating everything from buckets to bicycles! Bob T Tack in Lancaster donated an entire box of vet and first and supplies! We had a raffle to win a Riding lesson with Eventer Kim Baldwin from Eastview Equestrian Center (\$50 value), and a Toyota soft sided cooler. We raised just over \$150 cash in a really short time to send, so more, much needed, supplies like feed, salt blocks and hay could be purchased. "

## Awesome job Eleanor!



# Breed Basics - Žemaitukas

The **Žemaitukas** (plural: Žemaitukai) is a historic horse breed from Lithuania.

Known from the 6–7th centuries, it was used as a war horse by the Lithuanians during the Northern Crusades and is hailed in Lithuania as part of the state's historic heritage.

Its origin is uncertain, but it is related to indigenous forest horse breeds and the Konik, a Polish breed, which were both probably descended from the Tarpan.



The breed contributed to the foundation of the Trakehner.

Once widespread, the breed went almost extinct three times. In the 19th century, new agricultural

machinery required taller and stronger horses. As of 2010, the total population is estimated at 400 individuals.



Standing between 13 & 14 hh. The ponies are said to be hardy, possessing excellent stamina, disease resistant, and displaying a willing temperament. It is now a multi-purpose breed; it is ridden, used in farm work, and crossed with lighter and larger breeds to produce sport horses. The horses are usually a dun and often have a dorsal stripe, but they may also be brown, bay, black, or palomino.



*"Have you tried that crazy wrap thing, it tightens tones and firms in 45 minutes?"*

**Independent distributor looking for Loyal Customers and Distributors.**

Contact Info Ronda Robertson [www.robertson7.itworksca.com](http://www.robertson7.itworksca.com) ID # 8767870

Call or text (613)802-0906

## GREAT GROOMING (BY ANNE-MARIE)

*Anne-Marie Duarte is a graduate A member of SLOV who happens to also be Barn Manager and International groom for Canadian Equestrian team member Selena O'Hanlon.*

Hard ground tips:

With summer comes competitions and cross country. Even if you are not competing or going cross country the hard ground in our area can be problematic for your horses legs.

One good preventative measure can be using poultice after work on hard ground, a cross country school, or any time you want to provide a little extra TLC for your horses legs.

You can also poultice many injuries after consultation with a vet. There are many brands, some common ones are Up Tite which is a basic clay poultice or Sore No More which mixes herbal anti-inflammatories with the clay base. Stay-ons are another relatively recent invention, where the poultice is contained in a convenient easy on easy off wrap.

All poultice works on the same concept where the drying process draws out

any heat, inflammation or swelling.

To apply poultice you need a glove but if you are going to poultice the back legs first you need to remember to tie up their tail in a knot! *I always forget this step and then the tail becomes mixed up in the poultice and chaos ensues!*

Starting with a clean leg (can be wet but must be clean) apply a liberal handful of poultice to the leg from below the hock or knee to the fetlock.

Remembering that the point of poultice is the drying process, the next step is to apply a piece of shop towel to extend that drying process. Found at Canadian tire this blue and somewhat hardier version of paper towel has many applications around the barn! After ripping off a piece of shop towel dunk it in a clean water source making sure no little bits of hay or other debris get picked up along the way. Wrap the towel around the leg with as few wrinkles as possible.

Apply a standing bandage over top of the poultice and the towel. When you remove the bandage and the blue towel the poultice will have dried and you have to remove

it before putting boots or bandages on. Dry poultice left on the skin can irritate it so make sure you get all the last little bit. Removal is easiest with a strong hose!

Get all 4 legs wet so the softening process can begin then use the water pressure downwards to remove the dry poultice from each leg. Once the majority of the poultice is off shampoo the legs to ensure no residue is left.

As well as the positive benefits of the actual poulticing the washing process the next day serves a dual purpose as some cold hosing time.

*Happy summer* 😊



## Where are they now? Morwenna Snider - Pembina River Pony Club, Alberta North Region.

*Hi my name is Morwenna Snider and I was and still am a member of the Pembina River Pony Club, in the Alberta North Region.*

*I joined in 1994 when I was 8, I tested and completed up to my C level (when I was 12).*

*My favorite pony club discipline was and still is Prince Phillip Games. I traveled to many national competitions in both PPG and Dressage.*

*I competed at the*

*I LOVE Pony Club*



*highest level that pony club offered in regional show jumping finals in my last year*

*as a full member.*

*Pony Club has a great reputation, So if you've gone through the program, you should be able to find jobs in the industry without much of a problem.*

*If I didn't pursue horses, I for sure would have gone straight to photography. That is another one of my passions and it works out well in the horse world because there are always plenty of opportunities for beautiful pictures to be taken.*

*Stay committed and try to always keep the fun in it so you don't lose your passion for the wonderful sport.*

*Now I teach pony clubbers and help run the games program, and I absolutely LOVE it.*

*I am really looking forward to when my two year old daugh-*

*ter can join Pony Club, she actually already has a future PPG team of other tiny tots.*

*Pony Club has been a huge influence in my life and I wouldn't have it any other way, I now have a "Pony Club Family" and we are all very close.*



*I am now currently a horse master (I joined as soon as there was a horse master program), and very much looking forward to attending my first Rally camp since I graduated out of Pony Club.*

# Branch ABCs—Hampton Pony Club

## **Region**

NB/PEI

## **History behind name**

Hampton Pony Club is in Hampton New Brunswick, hence the name!

## **Age of branch**

8 years old

## **Current DC**

Sheryl Moore

## **Colours**

Gold and navy!

## **Current members**

We currently have 45 members

## **Age test level range**

We have members from 6-21 and testing levels from E-c2

## **Highest tested member**

Our highest tested member is C2!

## **Fun facts**

-NB/PEI Region is hosting national quiz

-HPC operates out of one barn and we have access to 11 school horses, theory lessons and pony club events under one roof, the Hampton Riding Centre

-Largest pony club branch in the region

-On property access to one of four cross country fields in the province

-Members have gone on to work with many high level riders such as Ian Roberts, Selena O'Hanlon.



# Super Ponies (& Horses)

*He's like the sunlight on a frosty morning,  
He's like the waves on a sea of emotion,  
He's like the breeze that make the leaves laugh,  
He's my super pony...*



Tarragon Sun Eclipse was born June 4, 1999. He is a chestnut gelding with a small star. He grew up on a small farm in Sooke, BC, with his mother Cinnamon. Tarragon is a Welsh Morgan Arab- and registered as a Morgan. His mother is a Welsh Arab, and his father, Karradon was a Morgan, the son of a famous U.S Morgan -Ullidon. We tracked down his history when we bought him

three years ago.

When his training began, his worst habit was to drop and role on his rider. (He did this to me a few times early on in our relationship, but then I grew and learned to keep my reins up!) By the age of 9, he competed in the U.S. Horse Trials circuit at the Training level. Reaching his prime, he was then sold to a retired rider, hoping to get back into eventing. Sadly, she fell off him and broke her back and ended her plans to continue eventing.

Tarragon still has a lot to give. He unfortunately foundered when he was young, so he can only enjoy limited time on the grass. We were lucky to find him when I was 9. He was my first horse. I have ridden him ever since, whenever I get the chance.

That summer my dad was working in Alberta so we decided to bring Tarry with us to visit on vacation. We went to rally camp at Alhambra with the Central Alberta region who were so welcoming to us that we returned again last year to join our new friends for a second round of fun.

Later that summer, we went to Island 22 in Chilliwack, BC. I did my first starter event. We came 7th, but I was still so proud of him and of myself. We probably would have done better if he hadn't stopped to poop, at my first fence.

Last year I had the best time with him. We went to Alberta for the summer again. I rode daily in the endless fields and trails. I even went swimming with him. We loved being free and travelling with our pony who is so patient, even on the ferry and after travelling all day through thunderstorms in the trailer. He will canter with 2 people on his back, or allow all 3 of us to ride him at once (not pony club appropriate!- but fun!)... and he loves cross country. He also is known to make friends with other animals including; kittens, pigs and birds (songbirds, chickens and turkeys).

In July, last year, I did my first Pony Club Rally at Maple Ridge in the lower mainland. We competed Entry on a "D" team. That experience taught me so much! Then we drove back again to Alberta and competed in the National PPG in Edmonton. He did all of the games in two days and seemed to really enjoy himself and all of the riders.

Earlier this year we lent him to a new pony club family, while our family looked for a farm to keep him and our new baby horse- Shadow. Tarragon had a fantastic time visiting, taught them lots and made great new friends. Now that we have him back, my brothers, mom and I share him evenly, but he will miss his friends.


There's some of the story of my super pony. He is a big part of our family, and I hope that he will continue to be a part of pony club for many years to come.

*Ellexi Fulton is testing her C2 this summer on Tarragon. She is 12 years old and lives in Cowichan Bay, BC in the BC Islands Region.*





## The Victoria Carriage



The Victoria was an elegant French carriage, possibly based on a phaeton made for George IV. A Victoria may be visualised as essentially a phaeton with the addition of a coachman's box-seat.

Though in English the name Victoria was not employed for a carriage before 1870, when one was imported to England by the Prince of Wales in 1869, the type was made some time before 1844. It was very popular amongst wealthy families.

On a low body, it had one forward-facing seat for two passengers and a raised driver's seat supported by an iron frame, all beneath a calash top. It was usually drawn by one or two horses. This type of carriage became fashionable with ladies for riding in the park, especially with a stylish coachman installed.

## TENT PEGGING

Starting as far back as 4 BC, this sport was developed to help cavalry achieve precision when in battle. Whilst holding a sword the rider would have to pick up pegs with small loops on the top off the ground at speed, or rings at head height with a lance.

It was named as an official sport in 1982, and new groups are emerging outside of the cavalry and mounted police to take part in the International Championships.

According to the International Equestrian Federation, "most equestrian authorities are of the opinion that tent-pegging originated in India in the middle ages in the battle fields as a tactics used by the horsed cavalry against elephant mounted troops. A cavalier able to precisely stab the highly sensitive flesh behind an elephant's toenail would cause the enemy elephant to rear, unseat his mahout, and possibly run amok, breaking ranks and trampling infantry. However, other scholarly sources suggest that the sport originated earlier in Central Asia or the Middle East and was later on popularised in India.

The term "tent pegging" is certainly related to the idea that cavaliers mounting a surprise pre-dawn raid on an enemy camp could use the game's skills to sever or uproot tent pegs, thus collapsing the tents on their sleeping occupants and sowing havoc and terror in the camp. However, there are few reliable accounts of a cavalry squadron ever employing such tactics.

Because the specific game of tent pegging is the most popular equestrian skill-at-arms game, the entire class of sports became known as tent pegging during the twilight of cavalry in the twentieth century.

A given tent pegging competition's rules specify the size and composition of the target; the number of consecutive targets placed on a course; the dimensions and weight of the sword, lance, or bow; the minimum time in which a course must be covered; and the extent to which a target must be struck, cut, or carried.



# Youth Poetry Contest

GENEROUSLY SPONSORED BY



**Contact**

Contact: Nancy Codlin

Phone: 905-655-8873  
 Email: [info@ribbonworks.ca](mailto:info@ribbonworks.ca)  
 Toll Free: 1-800-669-5108  
 Fax: 905-655-4237

Website: [www.ribbonworks.ca](http://www.ribbonworks.ca)

10 and under First:

*Makayla Gerroir - 10 years old.  
 Evangeline PC, Nova Scotia*



I AM

I am a grateful girl who loves horses.  
 I wonder if one day I will ever be as good a rider as my coach.  
 I hear the whinny's of ponies.  
 I see only the beautiful sight of horses in the sunset.  
 I want to one day see wild horses and ponies.

I pretend that I am trail riding with my friends.  
 I feel the wind blowing through my hair on horseback.  
 I touch the leaves and trees while I ride.  
 I worry about the future for wild horses and ponies.  
 I cry for every foal that dies.  
 I am a grateful girl who loves horses.

I understand how cold and miserable winter is for horses.  
 I say things to the horses while I ride.  
 I dream about riding beside a nice, cool ocean breeze.  
 I try to be brave when trying something new.  
 I hope one day my mom will not be nervous around horses.  
 I am a grateful girl who loves horses.



*2nd: Keir, age 9, TLPC branch  
 SLOV region*

PONIES PLAYING  
 ON  
 NASTURTIUMS  
 IN THE  
 EVENING  
 SUN

**11 and over:**

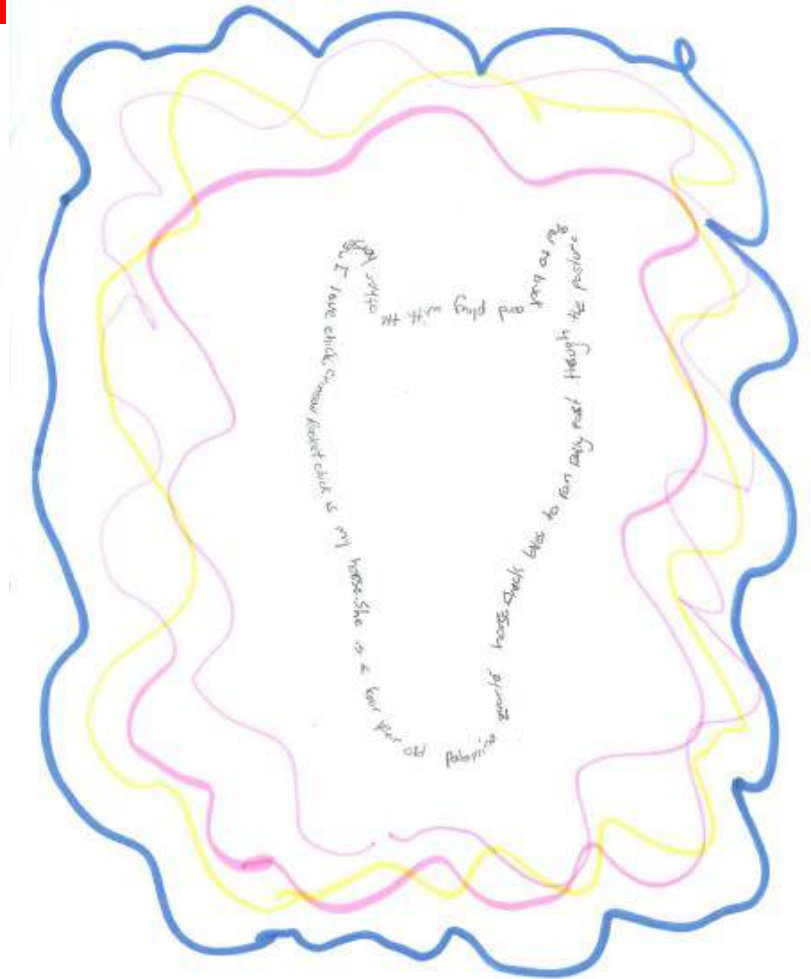
**First:** *Annika Angelstad van Elmpt—age 11 Haunted Lakes Pony Club, Alberta Central Region*



*Canter fast through the pasture  
High Speed all the time  
Intelligent and Fast Learner  
Curious and not skittish  
Kind-hearted when someone gets hurt*



**2nd:** *Annika Angelstad van Elmpt—age 11 Haunted Lakes Pony Club, Alberta Central Region*



*All bonds are built on trust—Without it you have nothing!*

## The Groundline

-A takeoff point for discussion... (by Kim Leffley)



### **The 30 Second Sell: How a brief "elevator spiel" can spread awareness and grow our organization.**

*I sell Pony Club any chance I get. Okay - this seems like an obvious statement given my role in the organization, but what does it actually mean?*

*It means I am very intentional and aware of every opportunity to engage people in conversation that can make them aware of the existence and purpose of Pony Club. Early on, I developed what is known as an "elevator talk" or a brief, engaging overview of Pony Club*

*and why the person I'm speaking to might be interested. If I were travelling and found myself in an elevator (or on a plane or waiting in a lineup) with someone, it might sound like this:*

*"Hi - looks like we're hitting every floor. Are you here on business too or vacationing? (Answer) That's great. I'm here for Pony Club meetings."*

*Now 99% of the time the next response is going to sound like "Pony Club? Ponies? - you mean like...little horses?" And there, my friends, the door is opened for some free advertising and education. Class is in.*

*"Yes - well, actually*

*Pony Club is a bit of a misnomer. It's an international youth organization for kids aged 6-25 aimed at developing the attributes of Loyalty, Character and Sportsmanship in our upcoming generations through their love of horses (and ponies - I can explain the difference if you're interested :) and riding. It's an affordable way to introduce kids to safe and strong riding and horsemanship but just as important nowadays, it give kids valuable and useful life skills like organization, personal discipline, goal setting, teamwork, dealing with frustration, how to be a good winner or loser*

**The Groundline** (continued from page 12)

*and so on - all those things they're going to need to be good employees, managers and leaders. Pony Club kids are some of the best and most capable kids out there. If you have any family or neighbours with horse-crazy kids, it's a great place to send them to give them a step up in the world. If you're interested, you might want to check out our website."*

*At this point, the listener will do one of two things: mention someone they know who could be interested and ask for more info, or kindly*

*mention how great that sounds and move on. Either way, you have created an awareness of the existence of Pony Club that may not have been there before or that may not have been accurate.*

*This is a simple thing we all can do and it costs nothing. We each have numerous interactions throughout our day where an opportunity to "introduce" Pony Club might exist - bank or cashier lineups, waiting rooms, transit commutes etc. Challenge yourself to try it. Create your own "elevator talk" and*

*look for opportunities to use it. At best, you may find a new member or volunteer. At worst, you've had a conversation with a stranger who now will recognize the name Pony Club next time they hear it and potentially share what they learned from you. Be sincere, let your enthusiasm shine through and the rest will fall into place naturally.*

*Give it a try. It beats just standing there in awkward silence :)*



## CANADIAN PONY CLUB

Box 127, Baldur, Manitoba R0K 0B0

Phone: 1.888.286.PONY



Fax: 1.204.535.2289

[www.canadianponyclub.org](http://www.canadianponyclub.org)



### *Loyalty, Character, Sportsmanship*

Find the ten differences between the two pictures.



*Dr. Cook's Bitless Bridles and Torsion Treeless Saddles available.*

36 Kingston Street, Goderich, Ontario

519-524-4272

[www.feedthebirds.ca](http://www.feedthebirds.ca)