

THE MANE ISSUE



Meet a Member- Melissa Bayer

I have been in Pony Club for 15 years with the Appleton Branch in SLOV and have achieved my RA.

I am currently taking Equine Remedial Therapy at a private school in Edmonton, Alberta. It is a 4 year program where upon completion I will be able to treat horses using multiple modalities including cranial-sacral, massage, acupuncture, osteopathic, homeopathic, and kinesthetic taping, just to name a few. I am loving this program and am currently in my 2nd year. Pony Club gave me a huge leg up in the course, I was miles ahead of my classmates in anatomy and horse knowledge.

One of my proudest moments outside of pony club is bringing my young horse from the ground up to Third Level dressage. We competed on the



Gold circuit and on our first outing at this level we were the only pair to remain in the 60's through all three tests. He was one of my mounts for my RA testing.

One of my most embarrassing moments in Pony Club would be the regional dressage championships in 2011, I believe, I was coming down the centerline and blanked on the test I was to ride. This was my 2nd test of a back to back ride, and for the life of me I couldn't remember where to go! I eventually

found my way, but the judge also got lost! I rode the test backwards as per her instructions. At the end, she rung the bell and admitted her mistake. We had to ride the whole test again. My horse was so understanding and willing. At least we got to correct some of our mistakes!

My advice to other pony club members is to take every opportunity pony club can present to you. Take chances, apply to national and international teams. See the country and the world.

One of the best experiences was when I represented CPC in Kentucky for Quiz. Spend the money on an experience rather than just another ribbon at just another horse show.

Melissa



Testing Tips— Emily Lindsay

Emily Lindsay is a C1 riding/C2 sm member from Rising Star branch in COR

Testing, something that most of us find very stressful and sometimes more of chore than something we want to do. Testing is the very thing that makes pony club unique, testing is a way for us to learn more about horses for our benefit. When studying for your test try to understand what you are learning about don't just memorize the expected answers, learn the why behind the questions. Learning and understanding the concepts being tested is what is going to help you in the long run when you are out of Pony Club and have to make your own decisions about your horse.



Something that you will hear over and over again is; be prepared and give yourself lots of time to study for your test. Giving yourself time to study allows you to more fully understand the concept so that at your test its easy and you will find it easier as you move up the levels. The best way to know what to study is the workbooks and the testing requirements that CPC makes available on the website. The best ways to find the answers you don't know are the manuals. Each manual covers different topics to different levels. Having "The manual of Horsemanship" is a good start along with the USPC manuals. As you move up the recommend readings are also valuable sources of information.

If you are struggling with a part of the test, get your branch to run a mock test. This will help identify your strong points and your weak points. It will also pre-



pare you for how a typical test will proceed. I have recently become an examiner myself and I run mock tests for all the lower levels in our branch to get them more comfortable in a test scenario. I have also started to realize that the easiest marks to get or lose are turn-out marks for both the ride and SM portion. They are freebie marks if you put the effort in to make yourself and horse clean, neat and tidy those marks are yours for the taking. Also when answering questions project confidence if you act like you know what you are talking about we are less likely ask further questions into the subject. Don't stress about the test, have fun and answer to the best of your ability, it doesn't matter if you pass or fail you will still learn something that will help in your next test.

Breed Basics - Pottok

The **Pottok** or **Pottoka** is an endangered, semi-feral breed of pony native to the Pyrenees of the Basque Country in France and Spain.

The name Pottok means “A prehistoric animal hunted by cavemen”, or “tubby or chubby”

It is considered an ancient breed of horse, particularly well adapted to the harsh mountain areas it traditionally inhabits.

Once common, it is endangered through habitat loss, mechanization and crossbreeding but efforts are increasingly made to safeguard the future of this breed. It is considered iconic by the Basque people.

It has lived in the area for at least several thousand years., and is genetically closest to breeds like , the Losino, the Galician , the Landais, and the Monchino horses. Tests have revealed considerable genetic differences between populations in the Northern Basque Country and the Southern Basque Country, leading some to consider them separate breeds.



Its traditional range extends west as far as the Biscayan Encartaciones and east roughly as far as the Saint-Jean-le-Vieux area. In 1970s there were roughly 3.500 purebred Pottoks north of the Pyrenees and approximately 2.000 purebreds to the south, a considerable drop from historic populations, linked to an overall drop in the number of horses being bred and used commercially. Competition with sheep and more recently commercial forestry has also infringed on the Pottok's natural habitat. The traditional core habitat are the mountains of Navarre from about 1.500m upwards, generally on poor acidic soil and limestone formations.

The Pottok measures between 11 to 14.2 hh and weighs between 300 to 350 kilograms. (It has a large, square head, small ears, short neck and long back with short but slim legs, and small, sturdy hooves.



The winter fur (*borra*) is one of the key characteristics of the Pottok and can reach up to 3.9 in in length on young horses. The typical coat colorations are in bay, brown and black range with no patterning. Although piebald and skewbald colouring appeared in the breeds in the 1850s.

In the 20th century, piebald Pottoks were bred, particularly for circus use.

Super Ponies (& Horses)- Fifa (Fee Fi Fo Fum) -written by Heidi Hatch

Clinical signs section was copied from an article written by Sonia Gonzales – Medina DVM, CertAVP (EM) MRCVS and

Dr Jo Ireland BVMS PhD CertAVP (EM) MRCVS

In September 2011 I took my 11 year daughter to see a 13.1hh pony for sale. The pony was in Massena USA. She seemed very green, lazy and not my type at all. In the car though my daughter said "I love her". I wasn't so sure, really, we couldn't get her to canter and she seemed so, dull. But Chloe knows her mind and I agreed the pony did seem safe and she had always wanted a paint. She seemed healthy, so we bought her.

At home she was super cute and I could tell straight away that she would be a good all-rounder. Over that winter Chloe started jumping her, I wouldn't let her go over 18" because I didn't want to scare or overface a pony who had clearly never jumped before. We rode a lot of trails that winter and Chloe and the newly named Fifa really got to know each other. She was not spooky at all and seemed to take everything in her stride, water, snow, bareback, jumping and traffic.

I was very happy with Fifa because above all she was a very reliable safe pony. She did have her pony habits though. If she got her face into grass you could NOT lift her head up with a mere halter. She was pushy and known to drag even strong people toward food. We worked hard on this as she was at risk of being a bit of a brat. With time she did become very well mannered with only occasional relapses of greedy grabbing.

Over the next summer Fifa did everything a pony can do, PPG, lessons, jumping, cross country, rally and then western gaming. She was so good at gaming that in 2012 Chloe won pee wee high points at Lansdowne Fair for western gaming. Probably the only time in the fairs history that this

was won by a rider in an English saddle and bridle. The next season we had western tack.

As Fifa got more comfortable with jumping she and Chloe went higher and higher. She did a clinic with Selena O Hanlon and jumped all the cross country jumps the bigger horses did, she never refused anything. It was us that told her when enough was enough. Sadly by 2014 Chloe was outgrowing her 'super pony'. That year she did her C testing on her and passed. Not only is Fifa a brave little jumper, but she is fast. She won many speed rounds and was nearly always clear. As Chloe moved onto a bigger horse Fifa moved onto Meiling. Fifa has instilled confidence in Meiling, and participated in all the things Chloe did with her.

So in May this year when Fifa got sick I told our vet that this was our super pony and we wanted to save her. What first appeared to be a tying up incident was later diagnosed as a case of poisoning which was causing tying up symptoms. She was rigid and in stress for almost a day, then




in front of the vet pee'd dark brown almost black urine. She was quickly transported to the Prescott Animal Hospital and put on IV fluids and muscle relaxers. The next day it was suggested by a vet who had studied in Ireland that she could have eaten a toxin, such as box elder seeds. This is more common in the UK with Sycamore seeds being the culprit. I denied this as all we have on our property are Manitoba Maples. Well

(according to Wikipedia) box elder is another name for Manitoba Maples.

The seeds are apparently highly toxic to horses. These are the “helicopter” seeds that spiral down on windy fall days. It seems as though Fifa, being a greedy pony had grazed from the branches and eaten the spring leaves and must have got some seeds as well, either last years old seeds that were still attached or the new fresh seeds which were just budding. It is very rare as I assume most equines don't eat these seeds. However she did.

The next few days were touch and go for Fifa, her toxin levels were off the charts and her muscle tissue was dying. What happens is that an amino acid called hypoglycin A is present in Boxelder seeds. If horses eat sufficient quantities of box elder seeds, the toxin blocks fat metabolism and breaks down their respiratory and postural muscle cells sometimes affecting heart muscle. This condition has several names, but in North America it is called SPM (seasonal Pasture Myopathy). clinical signs including reluctance to move, muscular weakness, stiffness, apparent sedation or depression, sweating, fine muscle tremors, dark discoloured urine, high heart rate, high respiratory rate and difficulty breathing. The substances produced following the rapid breakdown of muscle cells can reach high levels in the bloods stream, and are then processed via the kidneys, which can lead to acute kidney failure. Unfortunately, once signs of the syndrome are present, the prognosis is very poor whatever the treatment and case mortality has been reported from 74% to almost 90%. The vets at Prescott Animal Hospital cared for her and monitored her day and night. Dr. Donovan consulted with Guelph university and specialists at the university of Minnesota, USA. The Minnesota team said that it was a very rare condition with only 12 cases studied by them.


Of the 12 cases only 2 survived. Those that did survive were suspended for a long time in slings as the horse were too week to stand. Fifa's toxin levels were the same as those horses, but somehow she pulled through. For a few days she struggled, couldn't stand for long and seemed very uncomfortable when she did stand. Gradually her urine became clearer, she stood for longer and



finally her toxin levels came down to readable levels. She is now home and has improved over the last 3 months so that now, you would never know she that she had been so sick. A few weeks after she was home she did participate in regional PPG, but lead line only, we didn't want to stress her too much as she had lost so much muscle tissue. One of the big fears with SPM is that the heart, being a muscle can be affected. If this happens it is pretty sure that the animal cannot survive.

So now it is September and Fifa is great, she has gained lots of weight back, done western gaming at Horse a Rama, Lansdowne Fair and Spencerville fair. She's done lots of trail riding and the indoor eventing at Kingston Fair.

All my shade trees are gone now and my paddock is bare, but it's worth it. I could not live with them there just waiting for a windy day, and those swirling seeds to come down, or next spring when grass hungry ponies decide to look up for fresh green leaves to eat.



NEWS FROM THE REGIONS!

FROM SLOW

Kingston and Region Pony Club (KRPC) had a great opportunity to participate at the North American Equestrian Police Championships (NAPEC) held Sept 17th to 18th at the Kingston Penitentiary (now museum) in Kingston Ontario.



Our District Commissioner and Assistant, Andrea Soule and Linda Murphy, met earlier this year with the Kingston Police Mounted Unit to offer KRPCs services in order to secure a booth at the event to increase awareness about our pony club and what we can offer to the community.

Our pony club cleaned stalls, and picked up around the grounds with other volunteers to keep the grounds clean and tidy from the Tuesday to the Friday before the event. Our DC also followed along behind the parade of police officers through the busy streets of Kingston picking up manure deposited by the great number of horses who were participating in the event. Now that's above and beyond the call of duty for

sure!

By providing our services our DC, ADC and two of our older girls (Molly Elliott and Carley Soule) were given the opportunity to sit in a veterinary seminar which covered emergency care, the importance of inoculations and dentistry. This was a three-hour lecture which was very informative.

During the week we were able to sit in on some of the training exercises. Jerry Ogilvy (dressage rider/trainer) gave instructions on how to ride various moves required in their equitation competition held on the Saturday which was judged by Gina Smith (Olympic Dressage Rider). They also worked with other instructors on desensitization exercises which included passing through tires laid closely together, walking through a big wooden box which held empty water bottles and drink cans, and worked on their side passes over jump rails which is used in their maneuvers. We also participated in the crowd management exercises where the officers practised various formations to split crowds, moving the crowd back and up onto side walks etc. It was very interesting on how they could move the crowds using their (huge) mounts, protecting ground officers while they moved in and out of the crowds. On the Sat/Sun the Toronto mounted police demonstrated some of these moves and the pony club members participated as one of the rowdy crowd that needed to be moved back. They even got to rock a police car. How much fun is that!!! And they didn't go to jail...ooh wait they were already in prison for the day.

KRPC was able to do some fundraising at the event to promote our club member's education. The club was able to donate \$100 back to the Kingston Police's charity of choice (United Way) thus giving us an opportunity to give back to the community. The announcer for the two-day event gave the pony club great coverage to what the Canadian Pony Club can provide. We had a number of people stopping by our booth to inquire about our club. The Sunday event was sold out and there were lots of people mingling around.

Our display had boards posted covering equine conformation, saddlery and horse care. We handed out Canadian pony club stickers and treats to the kids. This also gave us an opportunity to post and provide a plug in for our sponsors/supporters for year.

All in all it was a great week where we worked with Sarah Groenewegen and Deb Wicklam of the Kingston Police Mounted Unit as well as getting to meet the officers and their mounts from all over the US and Canada.



Vardo (Romani wagon)

A **vardo** (also **living wagon**, **van**, and **caravan**) is a traditional horse-drawn wagon used by British Romani people as their home. Possessing a chimney, it is commonly thought of as being highly decorated, intricately carved, brightly painted, and even gilded. The British Romani tradition of the vardo is seen as a high cultural point of both artistic design and a masterpiece of woodcrafters art. The heyday of the living wagon lasted for roughly 70 years, from the mid-1800s through the first two decades of the twentieth century. Not used for year-around living today, they are shown at the Romanichal (British Romani) horse fairs held throughout the year.

A vardo's design includes large wheels set outside the body, whose sides slope outward considerably as they rise toward the eaves. Beyond this characteristic, the six types of caravans differ in shape, size, placement of the wheels relative to the bed, where made, and maker. The roofs of the bow-top and open-lot types are canvas stretched over curved wooden frames; the others are roofed in wood. By the mid-1800s, the designs were almost entirely standardized, and some features are common to all types. The door is almost always in the front.

The small cast-iron cooking stove was invented in America and was available there and in Great Britain from about 1830 on and is a common fixture of the wagons. A cooking stove necessitates a chimney to vent smoke. A caravan's chimney is always on its left side as viewed from its front doorway; as the caravan travels along the left side of the road, the chimney is in less danger from low-hanging tree limbs in that position. The stove rests in a wooden fireplace.

The waggon's interior is typically outfitted with built-in seats, cabinets, a wardrobe, bunks in the rear of the caravan, a chest of drawers, and a glass-fronted china cabinet. There are windows on the left side and rear. Some types have clerestories which let in light and air. A bracket for an oil lamp is mounted over the chest of drawers opposite the fireplace; the chest's top functions as a table. Wagons' exteriors can range from fairly plain to intricately carved, painted in bright colors, and sheathed in places with gold leaf.



Working Equitation

Working equitation is an equestrian discipline. The world regulatory body is the World Association for Working Equitation.



The Working Equitation discipline is intended to promote competition between traditional styles of riding used during fieldwork in various countries, and also to act as a showcase for traditional riding costumes and equipment. Working Equitation became a competitive sport in 1996 along with its first European championship being held in Italy the same year. Working Equitation is recognised as a sport in many countries, mostly in South America and Europe, all countries have their own governing body of the sport. The sport tests the horse and rider's partnership and ability to manoeuvre obstacles. There are four different levels of Working Equitation: Novice, Intermediate, Junior and Advanced. At advanced level, the rider must ride with just one hand, most commonly their left

hand, on the reins.

Competition events may be individual or for teams, and are in three or four parts, in this order:

- Dressage, in which the horse and rider perform obligatory movements in a freestyle dressage test to music within a specified time scale.
- Ease of Handling Trial, a gymkhana-type event in which horses must overcome obstacles similar to those likely to appear in the field, such as bridges and gates. The obstacle course is designed to show the partnership between horse and rider.
- Speed, where similar obstacles must be overcome, but against time
- Cow (only for team competitions), in which the four team members separate a specific numbered cow from a group.



Poster Contest

GENEROUSLY SPONSORED BY




Contact

Contact: Nancy Codlin

Phone: 905-655-8873
Email: info@ribbonworks.ca
Toll Free: 1-800-669-5108
Fax: 905-655-4237

Website: www.ribbonworks.ca

Samantha McNaughton
Age 10
Rivervalley Pony Club—Alberta North



Branch ABCs—Prairie Breeze Centre

Five years ago a small group of women from my barn decided to have a women equine exercise night and Sarah Read was to be our coach. Sarah Read is an avid member of Pony Club for many years and looking back maybe I should have run screaming. Thus my journey with Pony Club started. Prairie Breeze Stables had only been running for four years and when I related to Sarah Read my goals/dreams for the stables as a youth oriented center, Pony Club was first mentioned. It would take a few years before


to me that I could apply to be a Pony Club Riding Center. After some research and discussion an application was sent in and November of 2015 our facilities were inspected and passed. March of 2016 our Pony Club officially started with 5 members.

Becoming a Pony Club Riding Center was a good fit for our stables as generally the youth in our riding school do not own their own horses. With a riding center, as with a regular branch, the youth are able to enjoy the benefits of belonging to Pony Club without owning a horse. As a result of this we have seen our Pony Club increase to 16 members this fall.

Through this past year our youth have participated in many of the Manitoba Pony Club activities, Westman quiz, regional quiz, camp and working rally. One of the goals of our Pony Club is to experience as many of the Pony Club activities within our province and to embrace the Pony Club program.

I have had the privilege of watching our Pony Club youth grow and develop more knowledge not only with riding but especially with stable management. They have become leaders to our riding school participants and our summer camps. Pony Club has not only helped them increase their "horse knowledge" but has also increased their self confidence and ability to pass on this knowledge with the youth they work with.

Prairie Breeze Pony Club Riding Center is located outside of Brandon, Manitoba and is headed by Marilyn Palmer, owner and operator of Prairie Breeze Stables.



Pony Club came to our stables.

In the first year I learnt many things from her and together we decided to open a riding school and had about 15 people join. The next spring, I did a sign up at a general sports day and things exploded. I wanted to introduce kids and adults to horses and fill a niche that wasn't available. The Learn to Ride program was born. Sarah and I made a five level riding program for the Prairie Breeze Riding School. Part of that program I stressed had to have stable management. I wanted participants to know that there was more to riding a horse than just getting on. After a couple of years, we found there were youth that were nearing completion of our program and we needed to expand. When I was looking at different programs Sarah mentioned





Congratulations to the following 2016 successful A Candidates

Miranda Spencer -Langley/BCLM-HA & A

Lindsay Whitehead -Schuswap/BCIN-HA & RA & A

Shayla Minosky - Campbell Valley/BCLM -HA

Silvana Huber - Penticton/BCIN -RA & A

Tori Morgan - Charleston Lake/SLOV—RA & A

Melissa Bayer—Appleton/SLOV—RA

Katiana Fleck—Oxford Downs/SLOV—RA & A

"A horse is the projection of peoples' dreams about themselves — strong, powerful, beautiful — and it has the capability of giving us escape from our mundane existence.

~ Pam Brown



The Groundline

-A takeoff point for discussion... (by Kim Leffley)

We Believe in You...

I said these same words recently as I addressed 90 youth and 40 volunteers at our National Quiz in Charlottetown, PEI. I wanted them to understand why volunteers (who too often can be taken for granted) would sacrifice their Thanksgiving weekend with family, travel long and tiring distances (generally at their own expense), spend hours calling potential sponsors and then picking up gifts and prizes, research information to help write new and challenging tests, photocopy reams and reams of color coded documents for each participant, spend hours upon hours in the year leading up to the event creating games and activities to add fun and interaction to the learning experience, and basically sacrifice their own time and

resources so that this group of members could have an activity and outlet worthy of the study and effort they have put out to participate.

It is because we believe in you.

When we look at the members of this organization, we see the future of equestrianism in Canada. We see motivated, intelligent and driven young people who will become our next wave of horse owners, coaches, vets, trainers, stable owners, farriers, equine organization contributors and leaders and yes, we hope, Pony Club volunteers. In you are invested the hours of volunteer labour by people with knowledge to share and a vision for the future, not because they are paid to do so, but because they WANT to do so. In you we see the reminder of the joy

and love of horses and horsemanship that first got us excited and involved - and we want that to continue throughout your lives.

Society will tell you that you must strive to achieve in everything you do because winning is what's important. I would argue slightly with that. Giving your best effort is always important, not only for the end result but for your growth and knowledge of your abilities and boundaries, but the day we only do something for the purpose of winning is the day we have lost the true vision of excellence, and involvement for the sake of the greater good. All the people who contribute to this organization for your benefit don't do it because they feel each of you is destined to be at the top of your field (although Pony Club knowledge and experience equip you well

The Groundline *(continued from page 12)*

to get there if you wish), but so that each of you can be the best YOU can be. We believe in your ability to identify and realize your dreams and potential, regardless whether that means standing victorious on a podium, or simply providing the best possible care you can to your equine partners. Each is a form of excellence and success. We all will contribute differently, but each contribution is valuable and vital to the future of equestrianism in Canada.

What does it look like to believe in someone or something? Its' more than just words - words are cheap and easy. It's getting up in the morning and feeding and mucking out stalls so there is a place for the lesson kids to come learn and experience horses; its spending evenings preparing lesson plans so Stable Management classes give good value; its burning your own gas to haul horses and kids to shows and clinics and events so they can participate and challenge themselves; its serving on committees and boards (when it would be far easier to assume someone else will do it) so that the work of the branches, regions and

nation gets done and done well; its being willing to chaperone, drive, teach, call, email and all the countless other tasks that have to happen to make sure our members have a place and opportunity to learn, grow and develop into competent, well rounded equestrians and citizens. Believing in someone is an action.

We have designated NOV. 1 as National Pony Club Day (#PonyClubDay2016). We are asking all members, volunteers, alumni and Pony Club friendly people and organizations to take a picture of yourself wearing Pony Club gear or using one of the Pony Club signs

with images of people who have been impacted by Pony Club. We want to show our pride in and support for a counter-cultural organization that continues to survive through the loyalty and sacrifice of volunteers who refuse to surrender to our "pay to play" culture because they believe in a better way.

Honor those who serve(d) because they believe(d) in you. On Nov. 1, celebrate National Pony Club day. Information and resources are available at: <http://cpcyouthreps.weebly.com/pony-club-day.html>.



Believe
Inspire • Empower • Transform

provided on our site to show your belief in, and support for, Canadian Pony Club - the organization that first believed in you. We want to flood social media

Anagrams—rearrange the following to make a horse related word or phrase

Reel nights

Right earth

Quit on a tie

Saving list

Cinder tire

Drop lounge

Real tiring

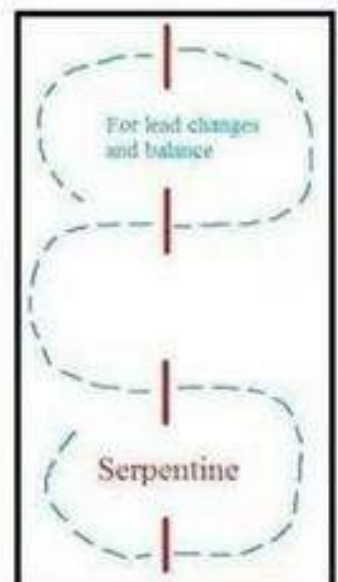
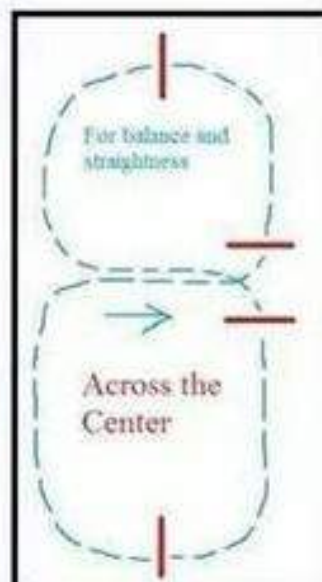


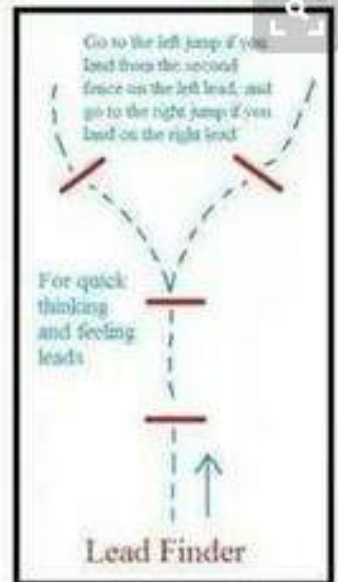

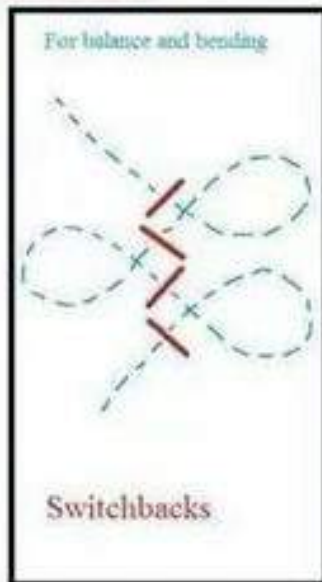
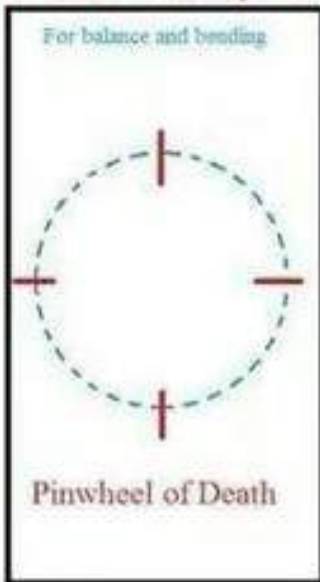
Colony tree

Pedal sodas

Use stapler

Four-Jump Exercises

Ali More



HOSTING A NATIONAL EVENT.....*Kathy Marston*

When hosting a National competition, have a committee that works well together. Those people have to be unflappable no matter what happens. They have to be people who you know will follow through on their commitment.

National Quiz is the largest competition that Canadian Pony Club holds. You are looking at hosting over a hundred guests.

The most important part of the weekend is the food. (this is for any National event). They most likely won't remember that the bedrooms were small or the view from the window was not ideal, but they will remember being hungry. The food is also the most expensive part.

We saved \$5000 having dinner out at the arena with the Cow horse demo. We did pay for the bus and the dinner (hosted by Pony Club members). But the demo was put on by a good friend for nothing, plus the arena hosted us at no cost.

Spruce Meadows was also at no cost.

Breakfast they also need protein to keep them functioning well through the morning. Snacks should also include fruit. (All these requests had come back from national events over the last few years).

My advice with your hotel is get everything in writing.

To book our hotel we went through their head office in Toronto. Some of the phone conversations were not transferred to the contract so we were charged different rates for the # of people in a room.

Val and Maria are two people who are a great resource and an enormous help to the whole weekend. When I had questions they were a phone call away.

The scheduling for the days was very tight, it didn't take much to upset the timing.

The layout for games was not the same as the hotel had laid out table numbers. Going by the name of the game was the answer, then all rotating to the game, same way each time. Then if someone moved the table numbers (Yes that happened a few times).you still knew you were at the game you should be at.

One person decides on the timing that is the person blowing the whistle.

One of the games came in very short on items. Thank you to all who donated socks!!(I still have odd ones).

A couple came without score sheets.

I had answer keys with all the games when they were

put out. But somehow some of them ended up in the garbage. The lady at the hotel kindly rescued them.

The other thing we should have done is have no cheques written until the cost (of the item) had been approved.

Start fund raising early and have an honest budget. We did predict in the original budget we would be \$22,000 over our income. We did think we could raise that by fund raising but we should have started earlier. We did bring in \$9650. We saved money on the food with the trip out. We could have charged more for the clothing, we did have things priced just above cost, could have put up the entry fee to \$400 and we most likely would have broken even at the end of the day.

I do have to say a big thanks my family for putting up with me the last few weeks before quiz, to Nikki Smith for helping me sort and tag 220 ID items, to Val and Maria for being a sounding board and a phone call away and to all the friends I stored items at.

So to break this down if holding a National event.

- Start Planning well in advance, hotel, entertainment, etc. For quiz (ID items and Games)1 year minimum 2 would be nice)
- Do an honest budget.
- Fundraise early.
- Get together a good working committee.
- Have many check lists.
- Don't leave things until the last minute. (Two weeks before quiz I was in hospital and then on meds that prevented me from driving, could have been a wreck)
- All payment requests need to be approved by the chair or you have money going out you had not budgeted for.
- Above all stay calm Pony Club has the best group of members and volunteers you could wish for and they are very understanding and willing to step up and help.

Would I organize National quiz again? Yes

Kathy was the Powerhouse behind National Quiz 2015!



CANADIAN PONY CLUB

Box 127, Baldur, Manitoba R0K 0B0

Phone: 1.888.286.PONY

Fax: 1.204.535.2289

www.canadianponyclub.org



Loyalty, Character, Sportsmanship

Horse Breeds Word Search Puzzle

D A B Y S S I N I A N C L Y D
 E S R O H R E T R A U Q E S D
 R T A N L E H O R R S E S A R
 B U E I A S O O L A P P A A Y
 E R B M B R O W N B A N D C N
 L I U O W H I T E I L A M E O
 D A C L Y D E S D A L E I T P
 D N K A N R G E B N M A N Z D
 A R S P O C A R T H U S I A N
 S R K E P T L C H E S S A T A
 E D I A S L N S O E T X T T L
 R E N B E L G I A N A M U E T
 H I G H L A N D P O N Y R L E
 Y S T N A I P S A C G R E O H
 N G E L D E R L A N D E R G S

- | | |
|------------|---------------|
| ABYSSINIAN | DALES PONY |
| APPALOOSA | GELDERLANDER |
| ARABIAN | HIGHLAND PONY |
| ASTURIAN | MINIATURE |
| AZTECA | MUSTANG |
| BELGIAN | PALOMINO |
| BUCKSKIN | PINTO |
| CARTHUSIAN | QUARTER HORSE |
| CASPIAN | SADDLEBRED |
| CLYDESDALE | SHETLAND PONY |